

## General Information

The **Iowa Statewide Assessment of Student Progress (ISASP) Parent Portal** allows families to securely access and view the Individual Student Reports (ISR) for their students online. After creating a user account, families will enter the student's information to retrieve the ISR from spring 2022.

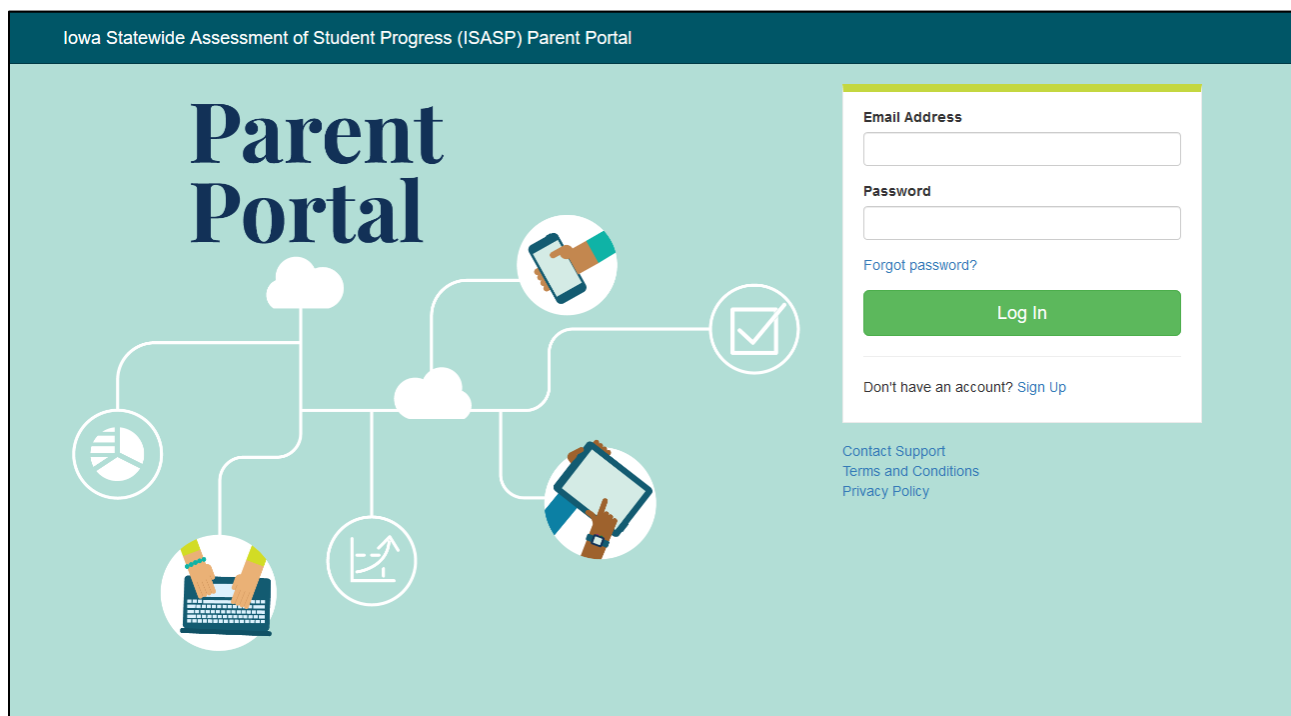
## Accessing the Portal and Claim Code

The link to the ISASP Parent Portal is <https://ia-results.pearsonaccessnext.com/login>.

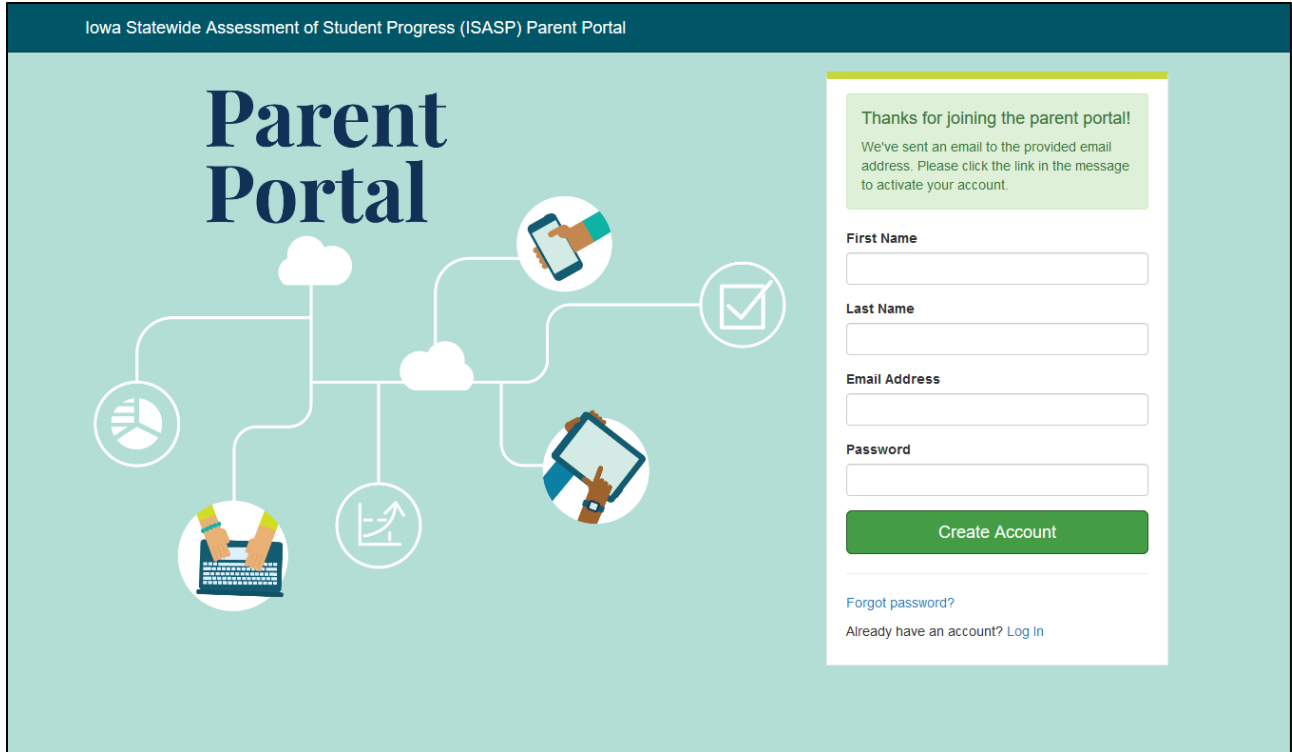
Before creating an account for the portal, you will need to receive the **Claim Code** from your student's school. The claim code is a secure access code that will retrieve your student's spring 2022 ISR. If you do not have a claim code, contact your student's school to receive it.

Once you have the claim code, follow these steps:

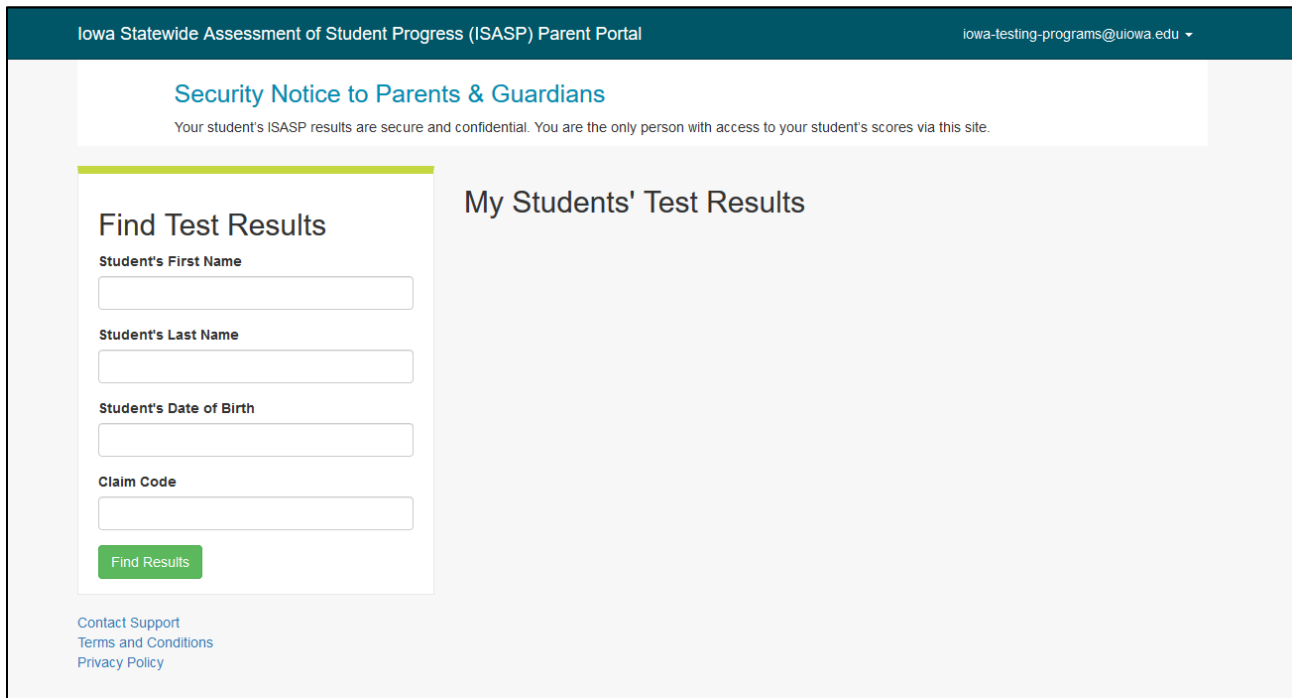
1. Go to the ISASP Parent Portal at <https://ia-results.pearsonaccessnext.com/login> and create a user account by clicking on the **Sign Up** link under the green Log In button. If you have created an account already, skip to step 3.



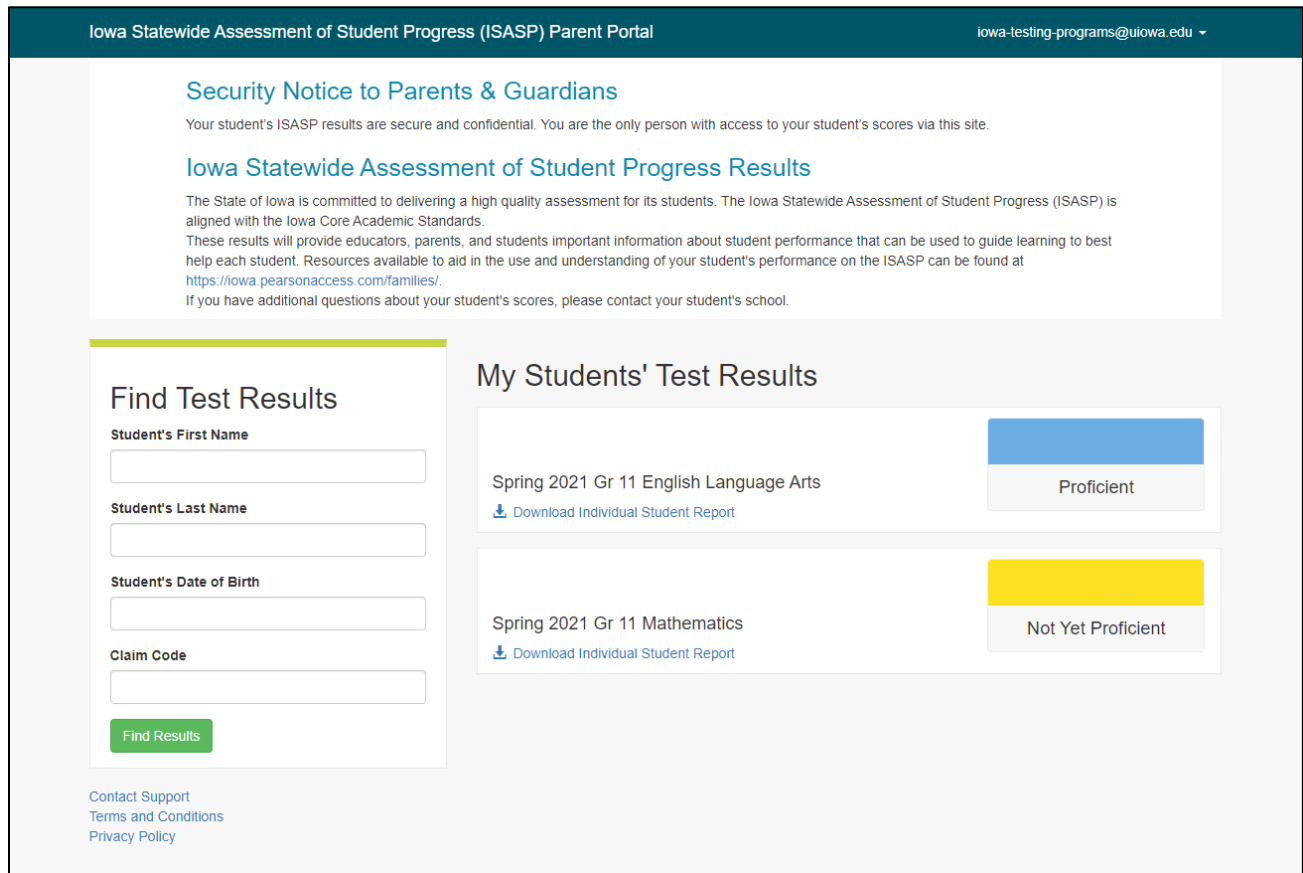
2. The portal will ask for your First Name, Last Name, Email Address, and Password. Once the information has been entered, click on **Create Account**. The portal will send an activation email to your provided email address. Look for this email and click on the activation link to finish creating your account.



- Once your account has been created, go back to the ISASP Parent Portal and log in. You will be taken to the My Students' Test Results page. On the left-hand side of this page, you will see the search box **Find Test Results**. Enter your student's First Name, Last Name, Date of Birth, and Claim Code. Click on **Find Results**. Please note your student's information will need to match his or her ISASP testing registration information. Contact your student's school if the entered information results in errors.



- The portal will retrieve your student’s ISR. On the right-hand side of the page, the English Language Arts and Mathematics results will be displayed. For grades 5, 8, and 10, Science results will also be displayed. There will be a **Scale Score** (not displayed in the screenshot below) in the color-shaded box along with the corresponding **Achievement Level**. The link **Download Individual Student Report** will allow you to open or download a PDF copy of your student’s ISR (the link will be the full ISR that has all of your student’s results).



Iowa Statewide Assessment of Student Progress (ISASP) Parent Portal iowa-testing-programs@uiowa.edu

### Security Notice to Parents & Guardians

Your student's ISASP results are secure and confidential. You are the only person with access to your student's scores via this site.

### Iowa Statewide Assessment of Student Progress Results

The State of Iowa is committed to delivering a high quality assessment for its students. The Iowa Statewide Assessment of Student Progress (ISASP) is aligned with the Iowa Core Academic Standards. These results will provide educators, parents, and students important information about student performance that can be used to guide learning to best help each student. Resources available to aid in the use and understanding of your student's performance on the ISASP can be found at <https://iowa.pearsonaccess.com/families/>. If you have additional questions about your student's scores, please contact your student's school.

#### Find Test Results

Student's First Name

Student's Last Name

Student's Date of Birth

Claim Code

### My Students' Test Results

Spring 2021 Gr 11 English Language Arts	<input type="button" value="Proficient"/>
<a href="#">Download Individual Student Report</a>	
Spring 2021 Gr 11 Mathematics	<input type="button" value="Not Yet Proficient"/>
<a href="#">Download Individual Student Report</a>	

[Contact Support](#)  
[Terms and Conditions](#)  
[Privacy Policy](#)

## Interpreting Your Student’s Results

Resources to help interpret your student’s ISR are available at <https://iowa.pearsonaccess.com/families/>. Families are recommended to review the document **2022 ISASP Interpretive Information for Families** to understand what is shown on each page of the ISR.

If you have questions about the results as you review your student’s ISR, please contact your student’s school. The school would be the best source for answers about your student’s academic areas of strength, what additional supports may help, and how to continue to help your student’s progress.